

1977

The magic bow

Phyllis E. Wilkin

Follow this and additional works at: <https://ro.ecu.edu.au/ecuworks>



Part of the [Education Commons](#)

Wilkin, P.E. (1977). The magic bow. Perth, Australia: Churchlands College
This Book is posted at Research Online.
<https://ro.ecu.edu.au/ecuworks/7077>

Edith Cowan University

Copyright Warning

You may print or download ONE copy of this document for the purpose of your own research or study.

The University does not authorize you to copy, communicate or otherwise make available electronically to any other person any copyright material contained on this site.

You are reminded of the following:

- Copyright owners are entitled to take legal action against persons who infringe their copyright.
- A reproduction of material that is protected by copyright may be a copyright infringement. Where the reproduction of such material is done without attribution of authorship, with false attribution of authorship or the authorship is treated in a derogatory manner, this may be a breach of the author's moral rights contained in Part IX of the Copyright Act 1968 (Cth).
- Courts have the power to impose a wide range of civil and criminal sanctions for infringement of copyright, infringement of moral rights and other offences under the Copyright Act 1968 (Cth). Higher penalties may apply, and higher damages may be awarded, for offences and infringements involving the conversion of material into digital or electronic form.

Marina

WIL
14
782.
TQ



THE MAGIC BOW



THE MAGIC BOW

by

Phyllis E. Wilkin

//

**Perth
Churchlands College
1977**

Copyright © Phyllis E. Wilkin



Printed and published at Churchlands College
Pearson Street, Churchlands, W.A. 6018.

**CHURCHLANDS COLLEGE LIBRARY
PEARSON STREET,
CHURCHLANDS
WESTERN AUSTRALIA 6018**

THE MAGIC BOW

A music drama in three acts, for Junior Primary School children. The story is based on the Ramayana saga, as told by Joanna Troughton in her book **The Story of Rama and Sita**. The words of the drama have been drawn from discussions with the children, and wherever possible the children's own words have been used.

Students from Churchlands College of Advanced Education were involved in the development of the drama, and in planning and conducting preparatory experiences for and with the children.

The children's art work was selected and arranged by Peter Evans.

Music

Phyllis E. Wilkin

Pianoforte Arrangements

**Kenneth D. Spanney
John L. Wilson**



THE MAGIC BOW

Characters *(in order of appearance)*

King	Animals
Sita — his daughter	King of the Vultures
Four Suitors	King of the Monkeys
Page	Queen of the Sea
Herald	Sea Creatures
Courtiers	Monkeys
Rama	Demons
Golden Deer/Demon (Ravana)	Chorus and Orchestra

The Orchestra consists of:

Two Glockenspiels	One Orff Tympani
Three Metallophones	Three Triangles
Three Xylophones	One Wood-block
Two Recorders	One set Claves

One Suspended Cymbal

Properties

Throne-chair	Bow
Two other Chairs	Masks
Cardboard Posters of: Rooster, Lizard, 3 Monkeys	
Cardboard Poster of: Demon (one side), Golden Deer (2nd side)	

The action takes place on the mainland, and on the nearby island of Lanka. The story is the Indian version of the Ramayana Saga.
[All instructions are from actor's right.]

Act I : Scene 1 — Court of the King

Act I : Scene 2 — In the Forest

Act II — Clearing in the Forest

Act III : Scene 1 — Sea, and Shores of Lanka

Act III : Scene 2 — Lanka

Act III : Scene 3 — King's Court on Mainland

OVERTURE

2.

Recorders
I and II



Glockenspiel I




Glockenspiel II



Metallophones



Xylophone I




Xylophone II




Tympani



Triangles



Susp. Cymbal



Recs I & II

Glock. I

Glock. II

Mets.

Xylo. I

Xylo. II

Tympani

Triangles

Susp. Cymbal

This musical score is for a percussion ensemble, featuring seven staves. The first staff, 'Recs I & II', is in treble clef with a 2/4 time signature, showing rests followed by a melodic line of eighth and sixteenth notes. The second staff, 'Glock. I', is in treble clef with a 2/4 time signature, featuring a rhythmic pattern of eighth notes with accents, followed by rests. The third staff, 'Glock. II', is in treble clef with a 2/4 time signature, showing a melodic line of eighth notes, followed by rests. The fourth staff, 'Mets.', is in treble clef with a 2/4 time signature, showing rests followed by a rhythmic pattern of eighth notes. The fifth staff, 'Xylo. I', is in treble clef with a 2/4 time signature, featuring a rhythmic pattern of eighth notes, followed by rests. The sixth staff, 'Xylo. II', is in treble clef with a 2/4 time signature, featuring a rhythmic pattern of eighth notes, followed by rests. The seventh staff, 'Tympani', is in treble clef with a 2/4 time signature, featuring a rhythmic pattern of eighth notes, followed by rests. The eighth staff, 'Triangles', is in treble clef with a 2/4 time signature, featuring a rhythmic pattern of eighth notes, followed by rests. The ninth staff, 'Susp. Cymbal', is in treble clef with a 2/4 time signature, featuring a rhythmic pattern of eighth notes, followed by rests. The score includes various musical notations such as rests, eighth notes, sixteenth notes, and accents, indicating a complex rhythmic and melodic structure.

Recs I & II

Glock. I

Glock. II

Mets.

Xylo. I

Xylo. II

Tymp.

Susp. Cymbal

This is a handwritten musical score for a percussion ensemble, consisting of seven staves. The instruments are labeled on the left: Recs I & II, Glock. I, Glock. II, Mets., Xylo. I, Xylo. II, and Tymp. Susp. Cymbal. The notation is as follows: Recs I & II: Treble clef, 8 measures of eighth and sixteenth notes with various articulations. Glock. I: Treble clef, 8 measures of whole rests. Glock. II: Treble clef, 8 measures of whole rests. Mets.: Treble clef, 8 measures of half notes with stems, each followed by a whole rest. Xylo. I: Treble clef, 8 measures of half notes. Xylo. II: Treble clef, 8 measures of eighth notes. Tymp.: Treble clef, 8 measures of eighth notes with stems, each followed by a whole rest. Susp. Cymbal: Treble clef, 8 measures of whole rests.

Recs I & II

Glock. I

Glock. II

Mets.

Xylo. I

Xylo. II

Tymp.

Susp. Cymbal

The image shows a page of a musical score for percussion instruments. The score is written on seven staves, each with a treble clef. The instruments are arranged vertically, with Recs I & II at the top and Susp. Cymbal at the bottom. The notation includes various rhythmic values (quarter, eighth, sixteenth notes, rests) and dynamic markings (accents, slurs). The instruments are arranged vertically, with Recs I & II at the top and Susp. Cymbal at the bottom.

ACT I Scene 1

Overture

The scene opens on the court of Sita's father. The King is seated down left of centre, and his courtiers are positioned behind him. Sita is seated on the King's right. A grove of palm trees is situated up right of centre. Half light on King.

Narrator 1 : Our story begins in the Kingdom of which our heroine is the Princess Sita. Sita's father is the reigning King, and he is seated with Sita and his Court as our story opens.

*Curtain Open — Spot on Narrator 1, stage right.
Spot off Narrator 2, left.*

Narrator 1 : Long ago there was a King who had a very beautiful daughter — the Princess Sita.


(Dim spot 1. Roving spot on Herald, as he moves down centre.)

One day the King had his Herald announce a contest for the hand of the lovely Sita in marriage.

(Spot off Narrator 1, and on Narrator 2.)

Narrator 2 : "Whoever can bend the magic bow can marry Sita. The man who is strong enough to do this must shoot an arrow thru' a grove of twenty trees — Sita shall be his prize." — so said the King!

(Herald returns to position on King's left. Spots off. Lights on choir, and full stage.)



(Suitors line up on King's left.)

Choral Speech : From over high mountains, across the wide seas — Prince Rama is riding to Sita today.

(Wood-blocks)

Bend the bow, bend the bow,

(Suitor 1 fires arrow)

Shoot the arrow, shoot the arrow,

(Suitor crosses right)

Can none shoot the arrow through all twenty trees?

Bend the bow, bend the bow,

(Suitor 2 fires arrow)

Shoot the arrow, shoot the arrow,

(Suitor crosses right)

Can none shoot the arrow through all twenty trees?

Great Princess they come, strong muscles they show,

Perhaps now this one — or this one — —

Oh no — — — — — oooo o!

Bend the bow, bend the bow,

(Suitor 3 fires arrow)

Shoot the arrow, shoot the arrow,

(Suitor 3 crosses right)

Can none shoot the arrow through all twenty trees?


Bend the bow, bend the bow,

(Suitor 4 fires arrow)

Shoot the arrow, shoot the arrow,

(Suitor 4 crosses right)

Can none shoot the arrow through all twenty trees?



SONG OF BETROTHAL

SONG OF BETROTHAL

Recorders

Glockenspiels
I & II

Metallophones
I & II

Xylophones
I, II, & III

Voices

Tympani

Triangles

Ra - ma has won the hand of fair Si - ta, His strength with the bow has been proved,
"Come now my love we'll ride in the for - est, For you I will catch a young hind,

Recorders

Glocks. I & II

Mets. I & II

Xylos. I, II & III

Voices

Tympani

Triangles

The King gives his bless - ing, the peo - ple re - joice, Oh hap - py and long may they live.
For you my sweet Si - ta, for you my great lady, What - ev - er you wish I shall find."

ACT 1 : Scene 2

Rama and Sita enter left. Trees on right stage as before. Rama and Sita cross down right, spot on them. Roving spot picks up deer entering left, and circling round trees on right, and down right past Rama and Sita, then across left, followed by Rama. Deer goes behind trees — Rama chases off right. Deer (now in Demon costume) returns down right to Sita. As deer makes first circuit —

Narrator 1 : "Rama — look!" cried Sita. "A deer with a beautiful golden coat — oh Rama — do catch it!"

So Rama chased the deer, calling to Sita as he rode away —

Narrator 2 : "Pick some flowers, and wait here till I come back."

Narrator 1 : But the deer was really a demon in disguise. He too loved Sita.


(At the end of singing of Song of the Demon the demon pushes Sita off right.)

Song :

Song of the Demon

"Ah lovely Sita, my prisoner you will be —
I am Ravana — King of the demons —
My castle is over the sea,
I am Ravana — King of the demons —
My castle is over the sea.

Far off to Lanka, there you'll be my Queen,
I am Ravana — King of the demons —
King of the monsters green,
I am Ravana — King of the demons —
King of the monsters green."

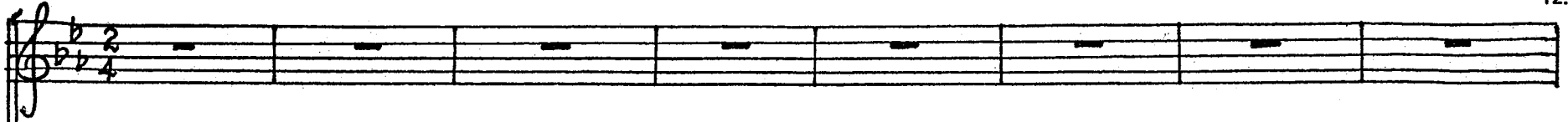


SONG OF THE DEMON

SONG OF THE DEMON

12.


Glockenspiels I



Glockenspiels II



Metaliophones




Xylophone I



Xylophone II




Voices




Ah lovely Si - ta my princess you will be
Far off to Lan - ka there you'll be my Queen


Tympani



Triangles



Claves



Glocks. I

Glocks. II

Mets.

Xylo. I

Xylo. II

Voices

Tympani

Triangles

Claves

This musical score is for a percussion ensemble and voices. It consists of nine staves. The first four staves are for Glocks. I, Glocks. II, Mets., and Xylo. I. The fifth staff is for Xylo. II. The sixth staff is for Voices. The seventh staff is for Tympani. The eighth staff is for Triangles. The ninth staff is for Claves. The music is in 6/8 time and B-flat major. The first two measures of the score are marked with a '1' above the staff. The lyrics for the voices are: 'I am Ra-va-na King of the Demons, my Castle is over the sea' and 'I am Ra-va-na King of the Demons, King of the Monsters green'. The score includes various musical notations such as eighth notes, quarter notes, and rests, as well as dynamic markings like 'f' and 'mf'.

I am Ra-va-na King of the Demons, my Castle is over the sea
I am Ra-va-na King of the Demons, King of the Monsters green

I am Ra-va-na King of the Demons, my Castle is o-ver the sea.
I am Ra-va-na King of the Demons, King of the Monsters green.

Narrator 2 : And so Ravana carried Sita away in his chariot,
high over the sea to Lanka.

(Fade lights)

Choral Speech : *(Spot on choir)*


"Rama, Rama, save me," Sita cried in vain.
The demon laughed a terrible laugh —
Ha ha ha ha !!!!
"He will not save you — on Lanka you will
stay until you marry me."

Curtain closes.

Narrator 1 : *(Spot on Narrator 1)*

Rama, meanwhile, had lost the deer, and re-
turned to where he had left Sita — there was no
one there ...


Blackout.




OVERTURE : ACT 2

15.

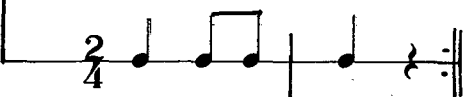
Xylophones



Susp. Cymbals



Triangles



CHANT:

Sita is gone, Sita is gone, Ravana has taken her away.

(Repeat as necessary)

Glockenspiels



Alto Glockenspiels



Xylophones



Drum



Triangles



ACT II : Scene 1

Stage in darkness -- roving spot comes on Rama entering left, and follows him as he searches the stage.

Curtain Open -- Animals in position down right.

Choral Speech : *(Starts as soon as curtain begins to open.)*

Sita has gone,
Where shall I find her?
Sita has gone,
Whom shall I ask?

(Voices and spot fade)

Orchestra and Chorus : *(Spot on chorus and orchestra)*



Chant:

Sita is gone, Sita is gone, Ravana has taken her away!
Sita is gone, Sita is gone, Ravana has taken her away!

(Spot moves to Narrator 2 and spot on Rama moving across to animals.)

Narrator 2 : "This must be magic!" cried Rama, as he searched for Sita. He searched for days and nights, long nights and long days, but could not find her. He asked all the animals. "Have you seen Sita?"

(Animals enter right -- during the last part of narrator's words, roving spot comes onto animals, who have backs to the audience. At end of narration the animals turn to the front and display posters.)



THE MAGIC BOW

PIANO SCORE

Music

Phyllis E. Wilkin

Pianoforte Arrangements

**Kenneth D. Spanney
John L. Wilson**

OVERTURE

The first system of musical notation consists of two staves. The upper staff is in treble clef with a key signature of one sharp (F#) and a 2/4 time signature. It contains a series of chords, mostly triads and dyads, with some eighth notes. The lower staff is in bass clef with the same key signature and time signature, featuring a melodic line with eighth and sixteenth notes. A dashed line with the number '8' above it spans across the upper staff, indicating an octave transposition for the final notes.

The second system of musical notation continues the piece. The upper staff features more complex rhythmic patterns, including eighth and sixteenth notes, and some triplets. The lower staff continues the melodic line. A double bar line with two slanted lines (//) is placed at the beginning of this system. A long slur is placed over the upper staff, spanning across several measures.

The third system of musical notation concludes the page. It follows the same two-staff format. The upper staff has a mix of chords and moving lines. The lower staff continues the bass line. A double bar line with two slanted lines (//) is placed at the beginning of this system. A long slur is placed over the upper staff, spanning across several measures.



SONG OF BETROTHAL

Ra - ma has won the hand of fair Si - ta, His strength with the bow has been
 "Come now my love we'll ride in the for - est, For you I will catch a young



proved hind The King gives his bles - sing, the peo - ple re - joice, Oh hap - py and long may they live!
 For you my sweet Si - ta, for you my great lady, What - ev - er you wish I shall find."

SONG OF THE DEMON

4.

"Ah lovely Si - ta my Princess you will be -
Far off to Lan - ka, there you'll be my Queen

I am Ra - va - na, King of the demons, My castle is over the sea ——— I am Ra - va - na, King of the demons, My castle is over the sea.
I am Ra - va - na, King of the demons, King of the monsters green ——— I am Ra - va - na, King of the demons, King of the monsters green."

SONG OF THE SEA QUEEN

5.

The sea was rough the sea was deep Sea mon-sters fierce and wild — Prince Ra - ma drew his
 Deep down in - to the sea it sped "Oh oc - ean Queen a - wake— It is Prince Ra - ma
 The Queen rose from the foam - ing sea "Oh seas be calm" she cried— "My crea - tures will not

mag - ic bow A mag - ic ar - row fired, a mag - ic ar - row fired.
 call - ing you— A cause-way we must make, a cause - way we must make."
 harm you now— So build a cause - way wide — so build a cause - way wide."

BALLET — Play 3 times

6.


The first system of musical notation consists of three staves. The top staff is in treble clef, the middle in treble clef, and the bottom in bass clef. All three staves are in the key of B-flat major (two flats) and 4/4 time. The top staff begins with a whole rest, followed by a series of eighth and quarter notes. The middle staff features a sequence of chords, primarily triads, with some sixteenth-note movement. The bottom staff provides a bass line with a mix of quarter and eighth notes.

The second system of musical notation also consists of three staves in the same key and time signature. The top staff continues the melodic line from the first system. The middle staff continues the chordal accompaniment. The bottom staff features a more active bass line, including some sixteenth-note runs and a final triplet of eighth notes.

SONG OF REUNION



Ah lovely Si - ta my Princess you will be
I am so hap - py, my husband you will be



I am Prince Ra - ma come now to save you, For-ever to - gether we'll be
I am your Si - ta, now we'll be married, Brave Rama at last set me free!

I am Prince Ra - ma come now to save you, For-ever to-gether we'll be.
I am your Si - ta, now we'll be married, Brave Rama at last set me free!

WEDDING SONG

WEDDING SONG

See Prince Ra-ma there he stands, Weds the Prin-cess of our land, Oh what a hap-py

The first system of the musical score is written in 4/4 time. It features a vocal melody on a single staff and a piano accompaniment on two staves (treble and bass clef). The melody begins with a whole rest, followed by a half note G4, a quarter note A4, a quarter note B4, a half note C5, a quarter note B4, a quarter note A4, a quarter note G4, a half note F#4, a quarter note E4, a quarter note D4, and a half note C4. The piano accompaniment consists of a steady eighth-note bass line and a treble line with chords and single notes. A fermata is placed over the final measure of the system.

day this is — Oh what a hap-py day this is — See our Prin-cess hap-py now! Joined in mar-riage to her Prince.

The second system continues the musical score. The vocal melody resumes with a half note D4, a quarter note E4, a quarter note F#4, a half note G4, a quarter note A4, a quarter note B4, a half note C5, a quarter note B4, a quarter note A4, a quarter note G4, a half note F#4, a quarter note E4, a quarter note D4, and a half note C4. The piano accompaniment continues with the same rhythmic pattern. A double bar line is present at the end of the system.

Oh what a hap - py, hap - py day this is! —

The image shows a handwritten musical score on three staves. The top staff is in treble clef and contains a melody with a long slur over the final measure. The middle staff is also in treble clef and contains a harmonic accompaniment. The bottom staff is in bass clef and contains a bass line. The lyrics are written below the top staff.

FINALE

First system of the musical score. It consists of three staves: a vocal line in treble clef, a piano accompaniment in treble clef, and a bass line in bass clef. The key signature is one sharp (F#) and the time signature is 3/4. The vocal line begins with a whole rest, followed by a melody. The lyrics are: "Ra - ma has won the hand of fair Si - ta, The de - mon Prince Ra - ma for-". The piano accompaniment features chords and arpeggiated figures. The bass line provides a steady accompaniment.

Ra - ma has won the hand of fair Si - ta, The de - mon Prince Ra - ma for-

Second system of the musical score, separated from the first by a double bar line. It also consists of three staves: vocal, piano, and bass. The key signature remains one sharp (F#) and the time signature is 3/4. The vocal line continues the melody from the first system. The lyrics are: "gives ————— The King gives his bles - sing, our stor - y is ended, Oh hap - py and long may they live!". The piano accompaniment and bass line continue their respective parts, concluding the piece with a final chord.

gives ————— The King gives his bles - sing, our stor - y is ended, Oh hap - py and long may they live!

Choral Speech :

Chorus of Animals

"No — we have not seen Sita — how sad poor Rama must be."

"Have you seen Sita?"

"No," said the lizard, (*Lizard left wheels to present back to audience*)

"No," said the rooster, (*Rooster follows lizard movement*)

"Have you seen Sita?"

"No," said the monkeys three. (*Monkeys left wheel*)

(*Vulture enters left and goes round Rama and 'lands'.*)

Narrator 1 : One day the King of the Vultures flew by. "Prince Rama," he called, "I was flying over the sea of Lanka, and I saw a princess guarded by demons. She called to me to tell you she is a prisoner of Ravana on the island of Lanka. Her name is Sita."


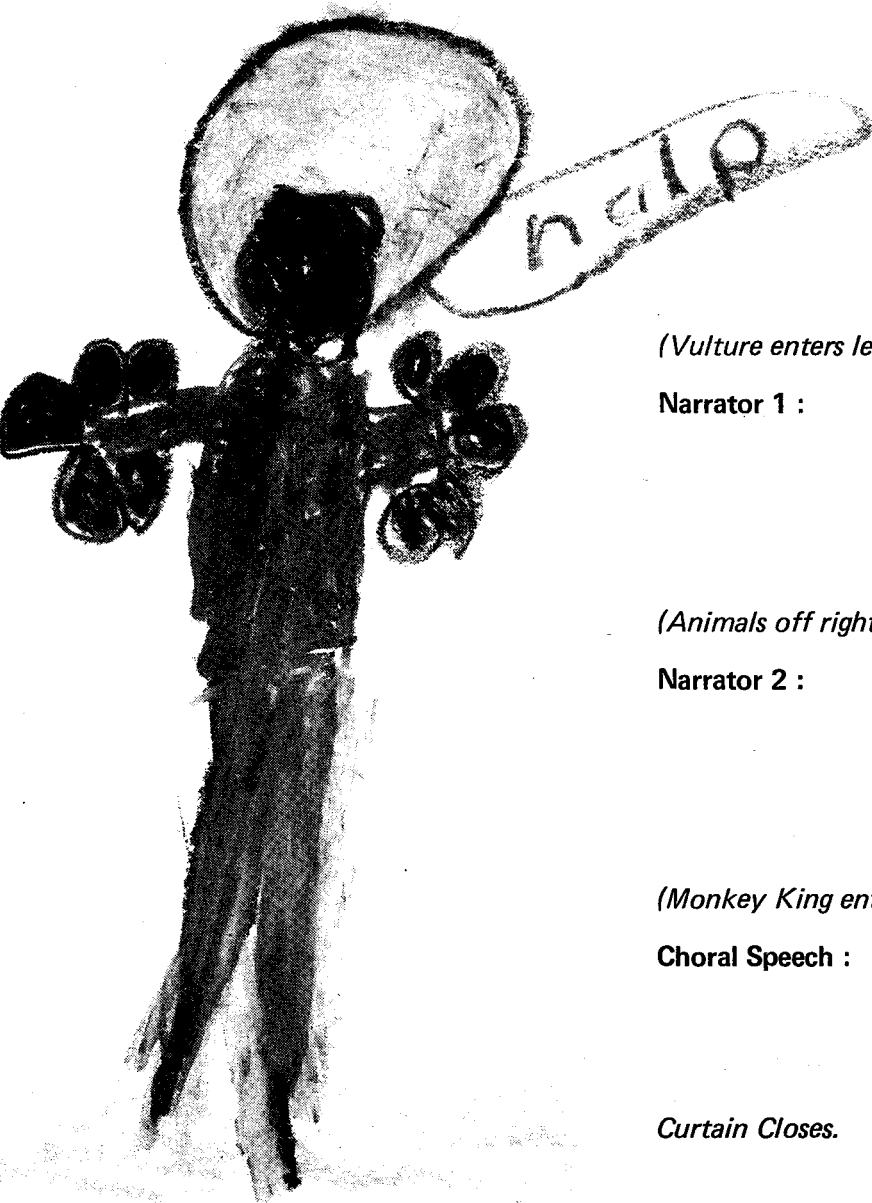
(*Animals off right*)


Narrator 2 : "I must save her," cried Rama, "but I will need help."
"We will ask the King of the Monkeys to help us," said the Vulture King.
So Rama and the King of the Vultures went to find the Monkey King.

(*Monkey King enters right*).

Choral Speech : "Oh great and mighty Monkey King, lend me your army to rescue the Princess Sita."
"We will help," said the Monkey King, "Let us march down to the sea."

Curtain Closes.





ACT III : Scene 1

Curtains Open — Sing as curtains open.

*Rama, Vulture King, Monkey King and Monkeys enter right.
Blue and amber revolving lights on chiffon 'sea'.*

Song :

Song of the Sea Queen

The sea was rough, the sea was deep,
Sea monsters fierce and wild.
Prince Rama drew his magic bow

(Rama aims at sea)

A magic arrow fired — A magic arrow fired.

Deep down into the sea it sped —

"Oh Ocean Queen awake!

It is Prince Rama calling you —

A causeway we must make! — A causeway we
must make!"

(Sea Queen appears, enter left)

The Queen rose from the foaming sea —

"Oh seas, be calm" — she cried.

"My creatures will not harm you now

So build a causeway wide — So build a cause-
way wide."

Narrator 1 :

And so the sea creatures became tame — one or
two even helped. One carried the monkeys on
his back, out into the sea.

Choral Speech : *(Monkeys build causeway)*

Busy, busy, building, building,

To the demon island.

The monkeys built a causeway strong

To Ravana's island.

Busy, busy, building, building,

To the demon island.

(Rama, Monkey King and Vulture King, move from right to left)



SONG OF THE SEA QUEEN

SONG OF THE SEA QUEEN

Recorders

Voices

Tympani

Claves

Piano

The sea was rough, the sea was deep Sea mon - sters fierce and wild - Prince
 Deep down in - to the sea it sped, "Oh oc - ean Queen a - wake- It
 The Queen rose from the foam - ing sea, "Oh seas be calm" she cried- "My

Recs.

Voices

Ra - ma drew his mag - ic bow A mag - ic ar - row fired, a mag - ic ar - row fired.
is Prince Ra - ma call - ing you - A cause-way we must make, a cause-way we must make."
crea - tures will not harm you now - So build a cause - way wide, so build a cause - way wide."

Tympani

Claves

Piano

The musical score is written for five parts: Recs., Voices, Tympani, Claves, and Piano. The key signature is B-flat major (two flats). The time signature is 4/4. The score consists of 12 measures. The Recs. and Voices parts are in treble clef. The Tympani part is in treble clef with a single line. The Claves part is in treble clef with a single line. The Piano part is in grand staff (treble and bass clefs). The lyrics are written under the Voices part. The score ends with a double bar line and repeat dots.


(Spot on Narrator 2)

Narrator 2 : Then Rama and the Monkey King led the monkey army, two by two, across the rocks.

Choral Speech : The Vulture King flew overhead,
The Ocean Queen swam near.
Ravana saw them, and grew pale —
His heart was filled with fear!
(Demon King appears left)

Curtain Closes.

Arrange ballet contestants.



Ballet Sequence

x		x
x	Group 3	x
x		x
<hr/>		
x		x
x	Group 2	x
x		x
<hr/>		
x		x
x	Group 1	x
x		x

The groups come to stage centre one at a time — perform a mime sequence depicting a battle, and return to their lines, to be replaced on stage centre by the next group, etc.

The ballet concluded with the demon army falling to the floor and then being banished from the stage by the monkey army.



BALLET

BALLET

Recorders I

Recorders II

Tympani

Claves

Piano

The musical score is written for five instruments: Recorders I, Recorders II, Tympani, Claves, and Piano. The key signature is B-flat major (two flats) and the time signature is 4/4. The Recorders I and II parts are in treble clef, while the Piano part is in grand staff (treble and bass clefs). The Tympani and Claves parts are in a single staff. The music consists of a series of rhythmic patterns and melodic lines across the measures.

Recorders I

Recorders II

Tympani

Claves

Piano

2 Repeats

The musical score is written for five instruments: Recorders I, Recorders II, Tympani, Claves, and Piano. The key signature is one flat (B-flat). The time signature is not explicitly shown but appears to be 4/4. The score consists of five staves. Recorders I and II play a melodic line with eighth and sixteenth notes. Tympani and Claves play a rhythmic pattern of eighth notes with accents. The Piano part has two staves, with the right hand playing chords and the left hand playing a bass line. The score ends with a double bar line and repeat dots.

ACT III : Scene 2

Monkeys enter right — Demons enter left.

Curtain Opens

Choral Speech : A fierce battle began — *(Ballet sequence, then—)*
 Monkeys all, come dance and sing
 Celebrate the death of the evil King!
(Demons all run off left)
 Lanka — beautiful island — free!
 No longer a demon's lair,
 Will become the happy home
 Of the royal pair.

(Sita runs on — left) *Fade.*


Narrator 2 : "Rama, Rama" cried Sita, "How glad I am to see you! How did you get across the sea?"

Narrator 1 : "I shot an arrow into the sea to call the Ocean Queen. With her help, and with the King of the Vultures, and the King of the Monkeys, and all the monkey army, we built a causeway across to Lanka."

Song : **Song of Reunion**

Ah lovely Sita, my Princess you will be,
 I am Prince Rama, come now to save you,
 Forever together we'll be.
 I am Prince Rama, come now to save you,
 Forever together we'll be!
 I am so happy, my husband you will be,
 I am your Sita, now we'll be married,
 Brave Rama at last set me free.
 I am your Sita, now we'll be married,
 Brave Rama at last set me free!

Curtain Closes. Arrange children in curve on stage. Orchestra and Choir join actors on stage thru' centre curtain.




SONG OF REUNION

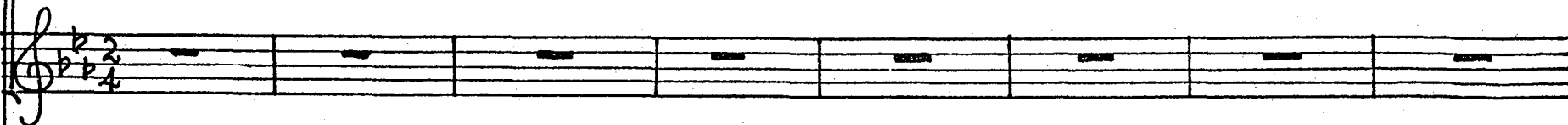
SONG OF REUNION

25.

Glockenspiels I



Glockenspiels II




Metallophones



Xylophones I



Xylophones II



Voices




Ah I love-ly Si - ta, my prin-cess you will be -
I am so hap - py my hus-band you will be -


Triangles



Tympani



Susp. Cymbals



Glocks. I

Glocks. II

Mets.

Xylos. I

Xylos. II

Voices

Triangles

Tympani

Susp. Cymbals

I am Prince Ra-ma come now to save you For-ever to-gether we'll be
I am your Si - ta now we'll be married Brave Rama at last set me free!

I am Prince Ra - ma come now to save you For-ever to-gether we'll be.
I am your Si - ta now we'll be married Brave Rama at last set me free!

ACT III : Scene 3

Narrator 1 : "Come everyone, to the wedding of Princess Sita and Prince Rama. Let us dance and sing!"

(Rama leads Sita to centre back stage)

Song:

Wedding Song

See Prince Rama, there he stands,
(All point to Rama in centre with Sita)
 Weds the Princess of our land,
 Oh what a happy day this is,
 Oh what a happy day this is.
 See our Princess Sita now,
 Joined in marriage to her Prince,
 Oh what a happy, happy day this is.

(Rama and Sita move to centre front of stage)

Now the wedding day is here,
 Sita lives no more in fear,
 Oh what a happy day this is,
 Oh what a happy day this is.
 Princess Sita happy now,
 Joined in marriage to her Prince,
 Oh what a happy, happy day this is.

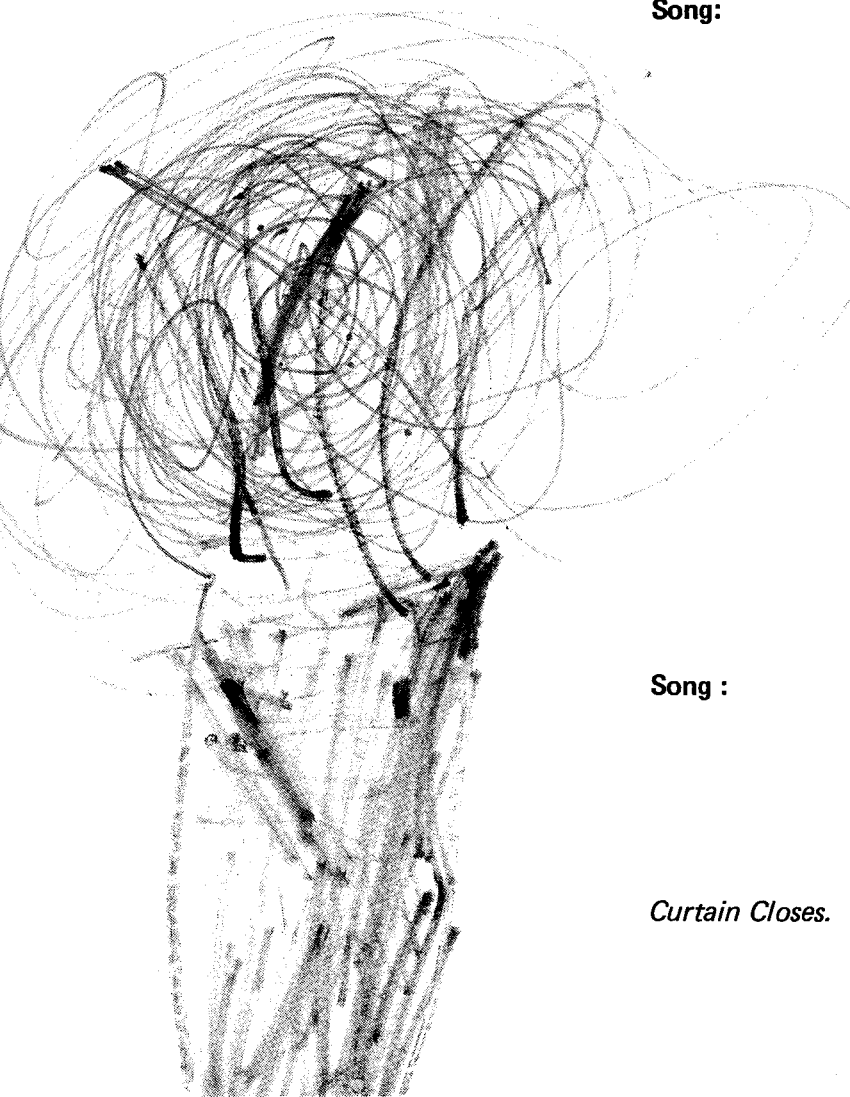
Song :

Finale

Rama has won the hand of fair Sita,
 The demon, Prince Rama forgives.
 The King gives his blessing, our story is ended,
 Oh happy and long may they live !

Curtain Closes.

* * * THE END * * *



WEDDING SONG

WEDDING SONG

28.

Recorders

Glockenspiels I

Glockenspiels II

Metallophones

Xylophones I

Xylophones II

Voices

Tympani

Triangles

Susp. Cymbals

See Prince Ra-ma there he stands, Weds the prin-cess of our land, Oh what a happy day this is Oh what a hap-py day this is
Now the wed-ding day is here Si - ta lives no more in fear, Oh what a happy day this is Oh what a hap-py day this is

Recorders

Glocks. I

Glocks. II

Mets.

Xylos. I

Xylos. II

Voices

Tympani

Triangles

Susp. Cymbals

See our Prin-cess Si - ta now. Joined in mar-riage to her Prince Oh what a hap-py hap-py day this is.
Prin-cess Si - ta hap - py now. Joined in mar-riage to her Prince Oh what a hap-py hap-py day this is.

FINALE

Recorders

Glockenspiels
I & II

Metallophones
I & II

Xylophones
I, II & III

Voices

Tympani

Triangles

Ra - ma has won the hand of fair Si - ta, The de - mon, Prince Ra - ma for - gives.

The musical score is written in 3/4 time with a key signature of one sharp (F#). The instruments and their parts are as follows:

- Recorders:** Play a melodic line starting on a half note G4, followed by quarter notes A4, B4, C5, D5, E5, F#5, and G5.
- Glockenspiels I & II:** Play a rhythmic pattern of eighth notes, starting on a half note G4, followed by quarter notes A4, B4, C5, D5, E5, F#5, and G5.
- Metallophones I & II:** Play a rhythmic pattern of eighth notes, starting on a half note G4, followed by quarter notes A4, B4, C5, D5, E5, F#5, and G5.
- Xylophones I, II & III:** Play a rhythmic pattern of eighth notes, starting on a half note G4, followed by quarter notes A4, B4, C5, D5, E5, F#5, and G5.
- Voices:** Sing the lyrics: "Ra - ma has won the hand of fair Si - ta, The de - mon, Prince Ra - ma for - gives." The melody starts on a half note G4, followed by quarter notes A4, B4, C5, D5, E5, F#5, and G5.
- Tympani:** Play a rhythmic pattern of eighth notes, starting on a half note G4, followed by quarter notes A4, B4, C5, D5, E5, F#5, and G5.
- Triangles:** Play a rhythmic pattern of eighth notes, starting on a half note G4, followed by quarter notes A4, B4, C5, D5, E5, F#5, and G5.

Recorders

Glocks.

Mets.

Xylos.

Voices

Tympani

Triangles

The King gives his bless - ing, Our stor - y is ended Oh hap - py and long may they live!

STAGE PLAN AND ORCHESTRA

