

1-1-2020

## Correction to: Bilingualism is associated with a delayed onset of dementia but not with a lower risk of developing it: A systematic review with meta-analyses

Stefano Brini

Hamid R. Sohrabi

*Edith Cowan University*, [h.sohrabi@ecu.edu.au](mailto:h.sohrabi@ecu.edu.au)

Jeffrey J. Hebert

Mitchell R. L. Forrest

Matti Laine

*See next page for additional authors*

Follow this and additional works at: <https://ro.ecu.edu.au/ecuworkspost2013>



Part of the [Medicine and Health Sciences Commons](#)

---

[10.1007/s11065-020-09435-7](https://doi.org/10.1007/s11065-020-09435-7)

Brini, S., Sohrabi, H. R., Hebert, J. J., Forrest, M. R. L., Lane, M., Hämäläinen, H., ... Fairchild, T. J. (2020). Correction to: Bilingualism is associated with a delayed onset of dementia but not with a lower risk of developing it: A systematic review with meta-analyses. *Neuropsychology Review*, *30*(1), 25-27. <https://doi.org/10.1007/s11065-020-09435-7>

This Response or Comment is posted at Research Online.  
<https://ro.ecu.edu.au/ecuworkspost2013/7832>

---

**Authors**

Stefano Brini, Hamid R. Sohrabi, Jeffrey J. Hebert, Mitchell R. L. Forrest, Matti Laine, Heikki Hämäläinen, Mira Karrasch, Jeremiah J. Peiffer, Ralph N. Martins, and Timothy J. Fairchild



## Correction to: Bilingualism Is Associated with a Delayed Onset of Dementia but Not with a Lower Risk of Developing it: a Systematic Review with Meta-Analyses

Stefano Brini<sup>1,2,3,10</sup> · Hamid R. Sohrabi<sup>1,4,5</sup> · Jeffrey J. Hebert<sup>1,6</sup> · Mitchell R. L. Forrest<sup>1</sup> · Matti Laine<sup>2,7</sup> · Heikki Hämäläinen<sup>2,10</sup> · Mira Karrasch<sup>7</sup> · Jeremiah J. Peiffer<sup>1</sup> · Ralph N. Martins<sup>4,5,8</sup> · Timothy J. Fairchild<sup>1,9</sup>

Published online: 13 March 2020  
© The Author(s) 2020

### Correction to: Neuropsychology Review

<https://doi.org/10.1007/s11065-020-09426-8>

The original version of this article unfortunately contained the following mistakes.

1. In the **Results** section under the paragraph **Disease Severity**, the sentence “The PIs ranged between -0.47 and 0.57 MMSE points” should read -0.49 and 0.59 MMSE points.
2. In Figs. 3, 5, and 7, the labels “favour bilinguals” and “favours monolinguals” should be inverted. Therefore, it should be “favours monolinguals” and “favours bilinguals”. Please see below for the correct figures.

---

The online version of the original article can be found at <https://doi.org/10.1007/s11065-020-09426-8>

---

✉ Stefano Brini  
stefano.brini@city.ac.uk

<sup>1</sup> Discipline of Psychology, Exercise Science, Chiropractic and Counselling, Murdoch University, Perth, Western Australia, Australia

<sup>2</sup> Turku Brain and Mind Center, Turku, Finland

<sup>3</sup> Health Services Research and Management School of Health Sciences, City, University of London, London, UK

<sup>4</sup> School of Medical and Health Sciences, Edith Cowan University, Perth, Western Australia, Australia

<sup>5</sup> Department of Biomedical Sciences, Macquarie University, Macquarie Park, New South Wales, Australia

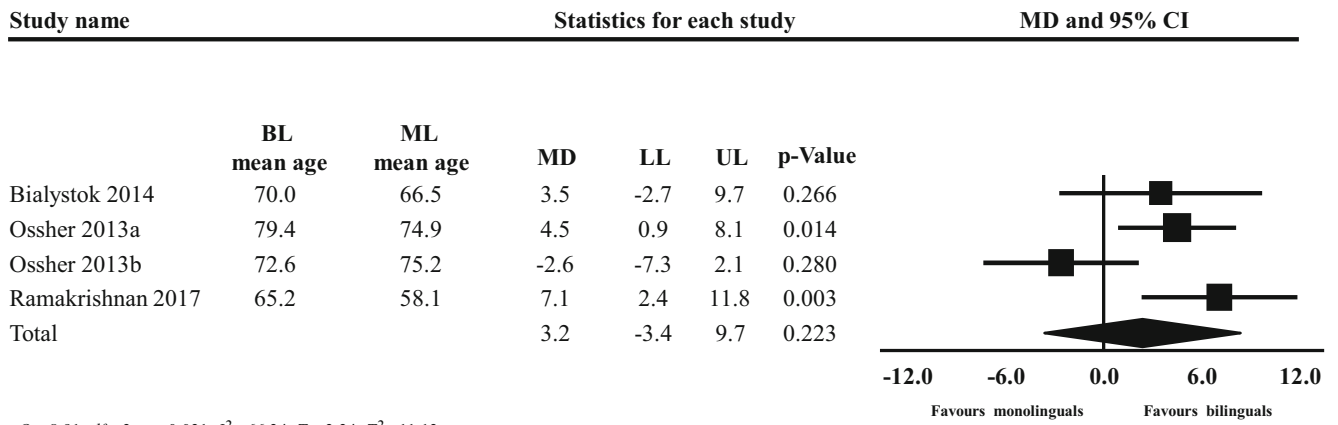
<sup>6</sup> Faculty of Kinesiology, University of New Brunswick, Fredericton, Canada

<sup>7</sup> Department of Psychology, Åbo Akademi University, Turku, Finland

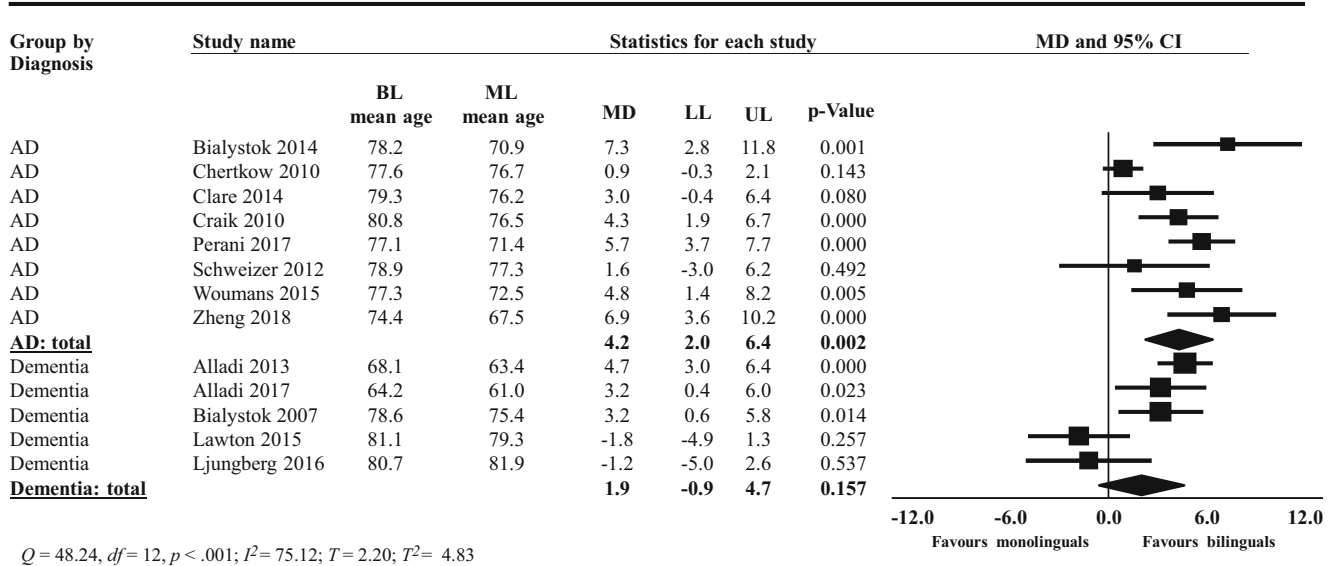
<sup>8</sup> Australian Alzheimer's Research Foundation, Perth, Western Australia, Australia

<sup>9</sup> Centre for Molecular Medicine and Innovative Therapeutics, Murdoch University, Perth, Western Australia, Australia

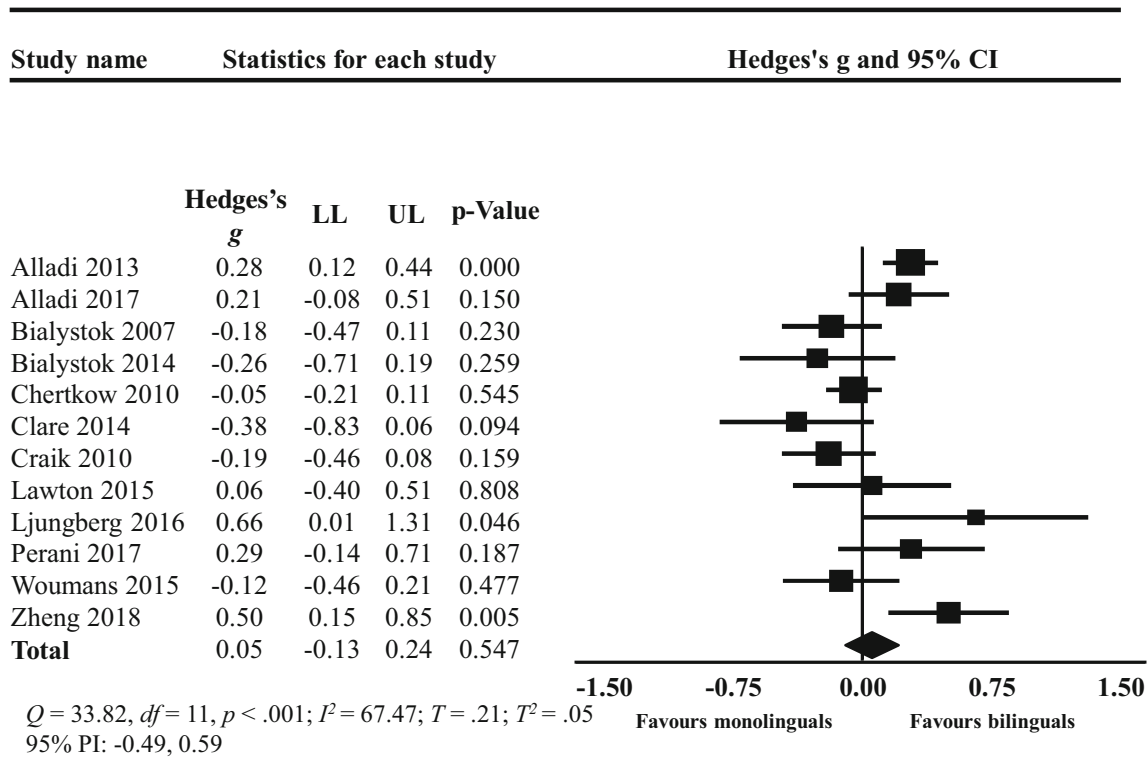
<sup>10</sup> Department of Psychology and Speech-Language Pathology, University of Turku, Turku, Finland



**Fig. 3** Forest plot showing the mean difference (MD) in the age of MCI diagnosis between bilinguals (BL) and monolinguals (ML); MCI: Mild cognitive impairment; LL: lower limit, UP: upper limit; CI: confidence interval



**Fig. 5** Forest plot showing the mean difference (MD) in the subgroup meta-analysis comparing studies including participants with AD to studies including participants with dementia on the age of AD and dementia diagnosis between bilinguals (BL) and monolinguals (ML); AD: Alzheimer’s disease; LL: lower limit, UP: upper limit; CI: confidence interval



**Fig. 7** Forest plot showing the standardized mean difference (Hedges's *g*) in the degree of disease severity at dementia diagnosis between bilinguals (BL) and monolinguals (ML); LL: lower limit, UP: upper limit; CI: confidence interval

**Open Access** This article is licensed under a Creative Commons Attribution 4.0 International License, which permits use, sharing, adaptation, distribution and reproduction in any medium or format, as long as you give appropriate credit to the original author(s) and the source, provide a link to the Creative Commons licence, and indicate if changes were made. The images or other third party material in this article are included in the article's Creative Commons licence, unless indicated otherwise in a credit line to the material. If material is not included in the article's Creative Commons licence and your intended use is not permitted by statutory regulation or exceeds the permitted use, you will need to obtain permission directly from the copyright holder. To view a copy of this licence, visit <http://creativecommons.org/licenses/by/4.0/>.