

10-1-2020

Experimental investigation of the effect of Vitagnus plant extract on enhanced oil recovery process using interfacial tension (IFT) reduction and wettability alteration mechanisms

Seyed Ramin Mousavi Dashtaki

Jagar A. Ali

Abbas Khaksar Manshad

Iman Nowrouzi

Amir H. Mohammadi

See next page for additional authors

Follow this and additional works at: <https://ro.ecu.edu.au/ecuworkspost2013>



Part of the [Engineering Commons](#)

[10.1007/s13202-020-00966-6](https://doi.org/10.1007/s13202-020-00966-6)

Dashtaki, S. R. M., Ali, J. A., Manshad, A. K., Nowrouzi, I., Mohammadi, A. H., & Keshavarz, A. (2020). Experimental investigation of the effect of Vitagnus plant extract on enhanced oil recovery process using interfacial tension (IFT) reduction and wettability alteration mechanisms. *Journal of Petroleum Exploration and Production Technology*, 10(7), 2895-2905. <https://doi.org/10.1007/s13202-020-00966-6>

This Journal Article is posted at Research Online.

<https://ro.ecu.edu.au/ecuworkspost2013/8618>

Authors

Seyed Ramin Mousavi Dashtaki, Jagar A. Ali, Abbas Khaksar Manshad, Iman Nowrouzi, Amir H. Mohammadi, and Alireza Keshavarz



Experimental investigation of the effect of *Vitagnus* plant extract on enhanced oil recovery process using interfacial tension (IFT) reduction and wettability alteration mechanisms

Seyed Ramin Mousavi Dashtaki¹ · Jagar A. Ali² · Abbas Khaksar Manshad³ · Iman Nowrouzi⁴ · Amir H. Mohammadi⁴ · Alireza Keshavarz⁵

Received: 19 May 2020 / Accepted: 27 July 2020 / Published online: 10 August 2020
© The Author(s) 2020

Abstract

Surfactant flooding is a chemical enhanced oil recovery (cEOR) process wherein anionic, cationic, non-ionic, and amphoteric surfactants are injected into oil reservoirs to produce more hydrocarbon. These chemical and industrial agents might cause some economic and environmental challenges. Recently, injection of natural surfactants, as new environmentally friendly EOR agents, for improving oil recovery has been proposed by researchers. In this study, the extract of *Vitagnus*, a natural surfactant, was used to minimize the interfacial tension (IFT) and alter the rock wettability towards the strong water-wet system, thereby improving the oil recovery from the carbonate rock. The conductivity, pH, and turbidity measurements were undertaken to identify the critical micelle concentration (CMC) of the surfactant solutions prepared by mixing 500, 1000, 2000, 3000, 4000, 5000, 6000, and 7000 ppm of the *Vitagnus* extract and distilled water. The obtained experimental results reveal that the optimum CMC value of the used surfactant was 3000 ppm. At this CMC value, the IFT reduced from 29.5 to 5.28 mN/m, and the contact angle of the oil droplet on the surface of the carbonate rock decreased from 114° to 29°. Accordingly, during the tertiary process, oil recovery was improved from 44% to 54.6% OOIP (original oil in place) by injecting 2.25 PVs of the VIT3000 surfactant containing 3000 ppm of the plant extract.

Keywords Interfacial tension · Wettability · Core-flooding · *Vitagnus* · Natural surfactant · Chemical EOR

Introduction

Tertiary processes of oil recovery are applied to extract the trapped oil from the matured oilfields due to influencing the interactions of fluid/fluid and/or fluid/rock (Ali and Stephen 2018; Ali et al. 2018; 2019a, b, c; Najimi et al. 2019; Asl et al. 2019; Howe et al. 2015). The IFT and the contact angle can be easily reduced by injecting the surfactant solutions into the oil reservoirs (Manshad et al. 2017; Ahmadi and Shadizadeh 2018; Hanamertani et al. 2017; Olayiwola and Dejam 2019). Surfactant flooding is one of the effective cEOR methods that displace the trapped crude oil in the pore spaces towards the production wells (Najimi et al. 2019; Asl et al. 2019). According to Wang et al. (2010), the volumetric sweep (microscopic) efficiency has a great role in the displacement of hydrocarbons at the pore scale, which is affected by the capillary and viscous forces. On the basis of the relationships between these two forces, a number of capillaries are formed, which are controlled by IFT, viscosity, and contact angle (Bera et al. 2013). The

✉ Abbas Khaksar Manshad
khaksar@put.ac.ir

¹ Department of Geology, Shahid Chamran University of Ahvaz, Ahvaz, Iran

² Department of Petroleum Engineering, Faculty of Engineering, Soran University, Soran, Kurdistan Region, Iraq

³ Department of Petroleum Engineering, Abadan Faculty of Petroleum Engineering, Petroleum University of Technology (PUT), Abadan, Iran

⁴ Discipline of Chemical Engineering, School of Engineering, University of KwaZulu-Natal, Howard College Campus, King George V Avenue, Durban 4041, South Africa

⁵ School of Engineering, Edith Cowan University, Joondalup, WA 6027, Australia

capillary numbers have a direct influence on the oil saturation and production; when this number reaches 10^{-3} or 10^{-2} for the oil-wet surface and 10^{-6} , 10^{-4} or 10^{-3} , the extraction of the residual oil can be stated and oil saturation can be lowered by 90% or to zero (Kamal et al. 2015). In order to achieve these favourable values of the capillary numbers, oil–water IFT should be minimized to 20–30 mN/m, which can be usually obtained using surfactant flooding. Moreover, surfactants can have a strong effect on wettability alteration, mobility, and micro-emulsification (Kamal et al. 2015; Kumar and Mandal 2016). The selection of the criteria and performance of the surfactant flooding is dependent on the structure, salinity, and pH of the surfactant; temperature; and rock properties. The cost of the surfactant, its impact on the environment, and its adsorption behaviour are the main factors of surfactant flooding that need to be considered. Although there are various types of surfactants used in EOR (cationic, anionic, non-ionic, and natural), researchers have recently focused on using natural surfactants as an active EOR agent. In 2009, the pericarp shell of *Sapindus Mukurossi* fruit was used to reduce the IFT between oil/water (Chhetri et al. 2009). Later on, *Seidlitzia Rosmarinus* plant was used as a natural surfactant for improving oil recovery by considering the IFT reduction (Deymeh et al. 2012). Additionally, the leaves extract of *Zyziphus Spina Christi* plant was used by Ahmadi et al. (2015) as a surfactant EOR flooding in carbonate reservoirs. With increasing the concentration of *Zyziphus Spina Christi* extract, the recovery factor was increased depending on the IFT reduction. Furthermore, Kumar and Mandal (2016) and Ahmadi and Shadizadeh (2013a) investigated the role of *Glycyrrhiza Glabra* & *Mulberry* leaves extracts in improving oil recovery from carbonate reservoirs. Consequently, they were enabled to improve oil recovery by 17.8 and 34% OOIP by injecting surfactants extracted from *Mulberry* tree leaves and *Glycyrrhiza Glabra*, respectively. A cedar natural surfactant

was also used for the wettability alteration of carbonate and sandstone rocks, and a considerable improvement towards the water-wet state was obtained (Ahmadi et al. 2014).

The ultimate goal of this study was to investigate the influence of the *Vitagnus* plant extract, as a natural surfactant, on improving oil recovery from carbonate reservoirs. *Vitagnus*, also called chaste tree or *Vitex agnus-castus*, is a shrub native to the entire Mediterranean to Western Asia (Fig. 1). In the warm winter region, it grows as a single trunk tree to 6 m tall or as a vase shaped to 3–4.5 m tall (Daghlian et al. 2016; Mari et al. 2012; Wuttke et al. 2003). The pH, conductivity, and turbidity measurements of surfactant solutions at different concentrations of *Vitagnus* were used to determine the critical micelle concentration. Additionally, two most important mechanisms of EOR including IFT reduction and wettability alteration were evaluated under the impact of the prepared surfactant solutions using pendant and spinning drop techniques. Then, the improvement of oil recovery factor was identified by conducting the core-flooding test.

Procedure and equipment

Figure 2 shows a schematic representation of the experimental steps used in the current study, which are mainly divided into four phases: (1) preparation and characterization of the *Vitagnus* plant extract as a natural surfactant, (2) preparation of the surfactant solutions, (3) identification of the CMC and (4) IFT, wettability, and oil recovery tests under the effect of the used surfactant.

Materials

Vitagnus, also called chaste tree or *Vitex agnus-castus*, is a shrub native to the entire Mediterranean to Western Asia.

Fig. 1 Images of the *Vitagnus* plant



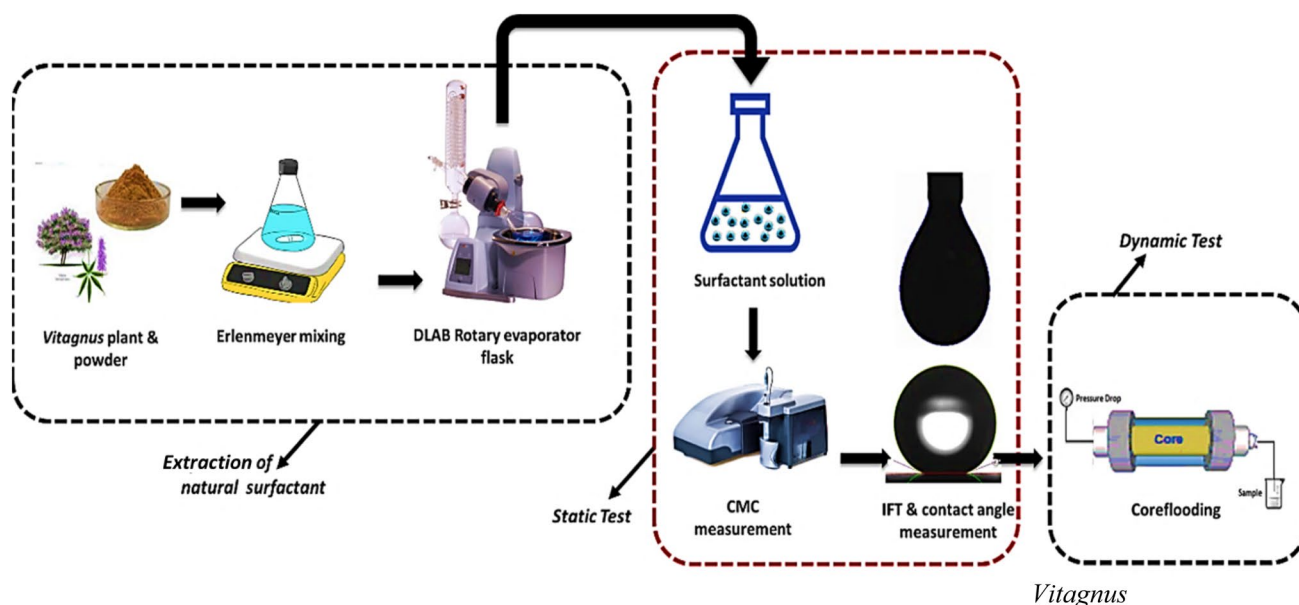


Fig. 2 Schematic representation of the experimental procedures used in the preparation of the *Vitagnus* plant extract and its application in EOR

In the warm winter region, it grows as a single trunk tree to 20' tall or as a vase-shaped to 10'–15' tall. However, it is normally grown as a herbaceous perennial to 3'–5' tall in cold winter areas (USDA Zones 5–6) (Mari et al. 2012; Pawar and Kamble 2017). It is widely used in many medical treatments, and its flowers are very attractive to butterflies (Wuttke et al. 2003). Figure 3 shows the general chemical structure of the *Vitagnus* plant.

Crude oil of 29° API was collected from the Sarvestan oil field in Iran (Table 1). The density and viscosity of the

used crude oil are, 0.875 g/cm³ and 11 cP, respectively. Rock samples were collected from the Asmari Formation outcrop in Khuzestan, Iran, for the wettability measurement and core-flooding. All the chemical reagents used in this study were purchased from Merck Company with purities of approximately 99%. As shown in Fig. 4, the collected rock sample is carbonate containing 61% dolomite and 39% calcite.

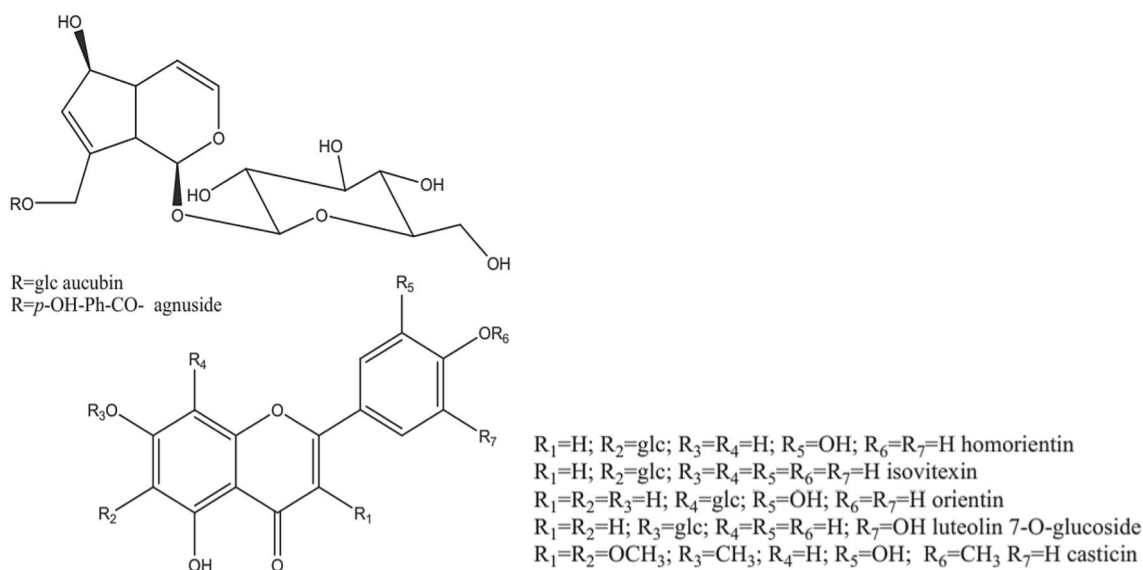


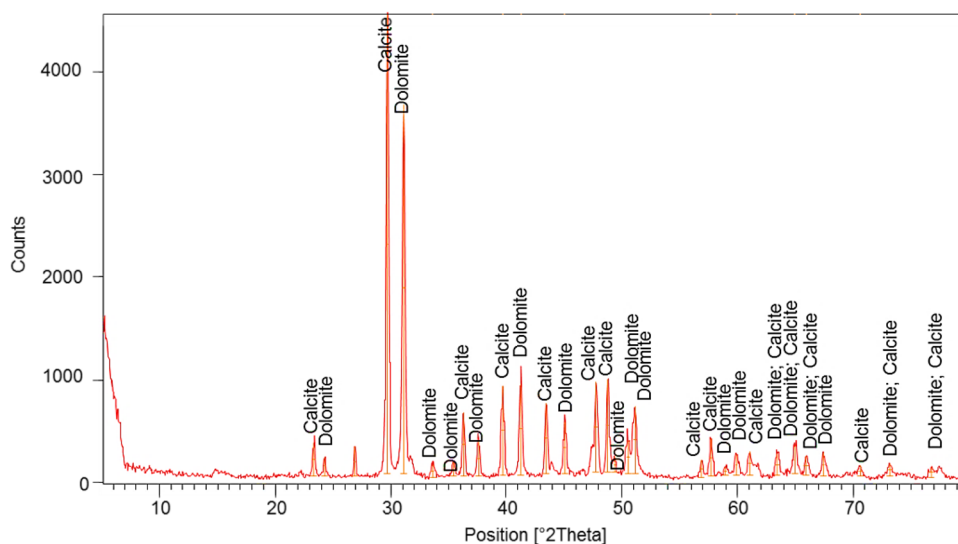
Fig. 3 Chemical structure of *Vitagnus* (Mari et al. 2012)

Table 1 Crude oil components

Component	Molar percentage
Propane	–
<i>i</i> -butane	–
<i>n</i> -butane	4.59
<i>i</i> -pentane	11.66
<i>n</i> -pentane	18.92
2-methyl pentane	16.28
3-methyl pentane	7.45
<i>n</i> -hexane	19.47
Methyl cyclopentane	8.12
Benzene	5.18
Cyclopentane	1.46
1,1-dimethyl cyclopentane	5.06
Other isomers	1.81
Total	100.00

Preparation of *Vitagnus* plant extract and its surfactant solutions

The extract of the *Vitagnus* plant was obtained using the maceration process (see Fig. 2). First, the *Vitagnus* plant was dried at room temperature and crushed to a powder using mortar and pestle. Next, 500 g of the dried plant powder was mixed with distilled water in an Erlenmeyer flask and kept for 3 days. The orbital shaker (KS260 model) manufactured by IKA was used to shake the Erlenmeyer flask from time to time in order to keep mixing the powder with water and obtain an extract with high purity. Thereafter, the achieved extract solution was filtered with filter paper and was transferred into the DLAB rotary evaporator flask for 3 h to obtain a dry extract powder with high purity. Then, the surfactant solutions (VIT0, VIT500, VIT1000, VIT2000, VIT3000, VIT4000, VIT5000, VIT6000, and VIT7000) were prepared by dispersing the obtained powder of the *Vitagnus* plant within distilled water at different concentrations ranging from 500 to 7000 ppm (Table 2). The mixing was done in a beaker for 30–60 min using a magnetic stirrer

Fig. 4 XRD analysis of the used carbonate rock**Table 2** Formulation of *Vitagnus* surfactant solutions used in this study

VIT solution	Surfactant concentration (ppm)	Density (g/cm ³)	Turbidity	pH	Conductivity (μs/cm)
VIT0	0	0.9950	1	5.95	6
VIT500	500	0.9971	7.46	5.07	79
VIT1000	1000	0.9970	20.2	5.12	79.2
VIT2000	2000	0.9968	12	4.70	84
VIT3000	3000	0.9961	71.3	4.72	91.7
VIT4000	4000	0.9957	39.3	4.98	96.7
VIT5000	5000	0.9957	43.7	4.99	97.3
VIT6000	6000	0.9945	99.9	5.00	131.8
VIT7000	7000	0.9960	63.0	4.69	133.4

(MR3001K). In order to identify the CMC of the *Vitagnus* surfactant, the electrical conductivity, turbidity, and pH characteristics of the surfactant solutions were measured using a JENWAY-4510 conductivity meter, an AL250T-IR turbidity meter, and a Mettler Toledo pH-meter, respectively.

IFT and contact angle

The pendant and spinning drop methods were used to measure the IFT and the contact angle by VIT-6000 apparatus manufactured by Fars EOR Technologies Company (Fig. 5). This apparatus consists of two sample holders (bulk fluid and drop) connected to pumps used to adjust the pressure. Some valves are present on the device for different purposes, such as a dropped valve for producing the oil droplet through the metal needle (2.05 mm), two glass valves opposite the CCD camera (HD-2 MegaPixels) and lighting, and high-pressure valves. Additionally, the device is connected to a computer equipped with a software to express and analyse the measured data. Basically, the sample holders are filled with the bulk liquid by using a manual handle pump, and the mutual pump is used to generate an oil droplet inside the bulk liquid from the needle under the atmosphere and reservoir conditions of up to 3000 psi and 180 °C.

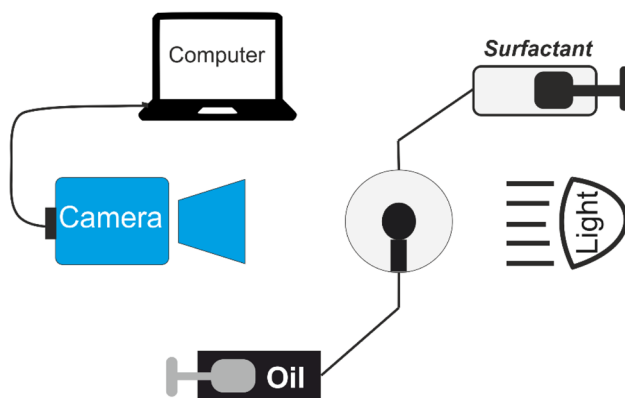
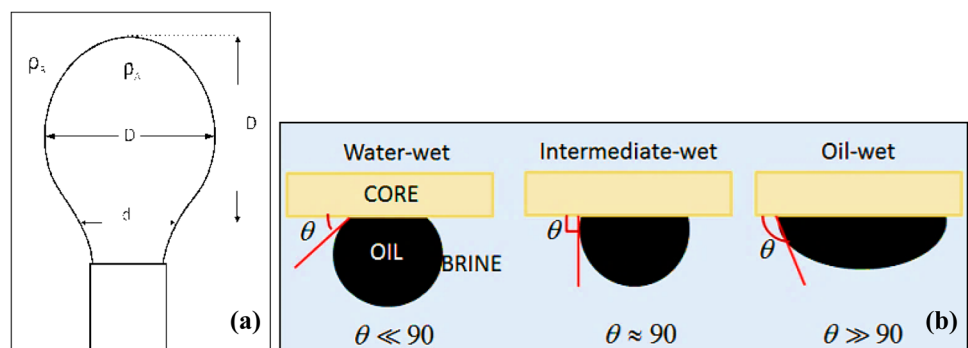


Fig. 5 Schematic representation of VIT-6000 apparatus used to measure IFT and contact angle

Fig. 6 Schematic representation of the theory behind the estimations of IFT and wettability behaviour of rock-fluid/fluid-fluid systems: **a** IFT shape drop and **b** wettability conditions (Teklu et al. 2017)



The pendant drop, as one of the most common methods, was used to measure the static and dynamic IFTs between a light phase (crude oil) and a heavy phase (surfactant solution). The IFTs between the crude oil and the surfactant solutions with different concentrations (500–7000 ppm) were measured using the pendant drop technique and the droplet shape analysis (Fig. 5). The IFTs of the crude oil droplet within the distilled water and the prepared surfactant solutions were measured. In this method, the shapes of the crude oil within the surfactant solutions were captured by the HD camera and analysed using the following equation to measure the IFT values (Pawar and Kamble 2017):

$$\sigma = \frac{(\Delta\rho * g * D^2)}{H} \quad (1)$$

where $\Delta\rho$ is the density difference (crude oil and surfactant solution), g is the gravitational acceleration, D is the maximum droplet diameter, and H is the coefficient of the droplet shape (Fig. 5).

Additionally, the wetting behaviour of the used carbonate rock samples with the presence of two phases (hydrocarbon and surfactant solution) was identified by measuring contact angles of a crude oil droplet on the rock surface with/without the presence of the surfactant solutions (see Fig. 6). For this purpose, the carbonate rock samples were cut into thin sections (25.4 mm diameter and 3 mm thickness). The prepared rock plates were polished and cleaned inside the Soxhlet using toluene for 1 day. In order to obtain the oil-wet system, the dried rock plates submerged into the crude oil for 12 days at 70 °C. After the ageing of each section in the surfactant solutions, contact angle tests were conducted using the VIT-6000 device (see Fig. 5) to identify the state of the wetting behaviours of the used rocks according to the phenomenon shown in Fig. 6b.

Core-flooding test

The experimental apparatus used in this study for conducting the oil recovery test is schematically illustrated in Fig. 7; it consists mainly of the built pumps, a core holder (maximum

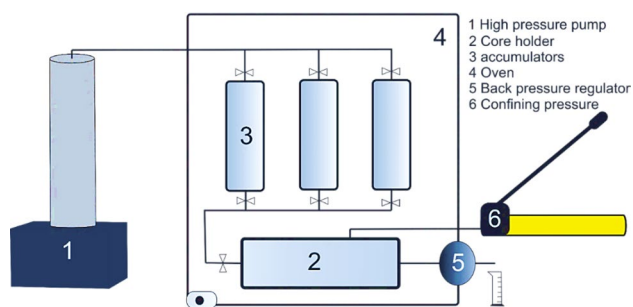


Fig. 7 Schematic representation of the core-flooding apparatus

length of 8.5 cm and maximum diameter of 3.5 cm), tanks (crude oil and injection fluids), a collector vessel (to collect the produced oil), and some gauges and valves. From the tanks (sample chambers), the fluids were pumped into a core sample. All the flooding tests were carried out at 70 °C and 2000 psi. Along with that of the core holder, the temperature of the fluid tanks was controlled inside an oven. The core plug used was a carbonate rock with a porosity of 11% and permeability of 3.2 mD, taken from Asmari formation outcrop and cleaned using Soxhlet extraction for 24 h with toluene and oven-dried for 24 h at 120 °C.

In order to establish the saturation profiles inside the prepared core, initially, the core sample was placed inside the core holder and the brine accumulator was connected to the core holder; then, a confining pressure of 1000 psi greater than the injection pressure was applied. After connecting the core-flooding system, the brine was injected with 0.25 cm³/min rate by fluid injection pump. Before setting the cores inside the core holder, the dead volume of the core holder and tubes was measured. Afterwards, oil accumulator was connected to the core holder instead of the brine accumulator and the confining pressure was applied to the core. Then, crude oil was injected into the core sample at different rates from 0.1 to 0.5 cm³/min and the produced water was measured in a graduated flask. After occurring the breakthrough, extra 2 pore volumes (PVs) of crude oil were injected to complete the saturation process. Furthermore, the core displacement was begun by injecting 2 PVs of the brine collected from the Persian Gulf. Then, 2 PVs of the VIT3000 solution as the tertiary recovery were injected into the core plug. Both the displacements were done at the injection rate of 0.5 cm³/min, and the pressure was monitored by two pressure transducers at the inlet and the outlet of the core holder. The volume of the collected oil was used to determine the recovery factor (RF) of both floodings.

Results and discussion

Spectral characterization of Vitagnus surfactant

According to Saha et al. (2018), the Thermogravimetric Analysis (TGA) and Fourier Transform Infrared spectroscopy (FTIR) analyses were carried out to evaluate the validity and stability of *Vitagnus* (Fig. 8). The result of the FT-IR analysis of the *Vitagnus* extract is shown in Fig. 8a. The current FT-IR spectrum indicates the probable phyto-constituents of the *Vitagnus* plant. The very broad trough of the O–H stretch reveals the hydroxyl compounds of the extract at 3604 cm^{−1} (Wuttke et al. 2003). The absorption band of the C–H vibrations of the extract is at 2893 cm^{−1}, which identifies the aliphatic hydrogen ions. The organic compounds bonds including the C–H stretch are identified at the 2893 and 2979 cm^{−1} wavenumber. The carbonyl stretching vibration bands C=O and C=C stretches of the saturated aliphatic ketones appear at 2122 and 1654 cm^{−1}, respectively. Moreover, the C–O stretching band could be observed on the peaks with the wavenumber lower than 1451 cm^{−1}. The main strong absorption peaks in this spectrum are the alcohol bond (O–H) and the carbonyl double bond (C=C). TGA curve (Fig. 8b) reveals that *Vitagnus* is thermally full stable up to 30 °C and its thermal stability reduces by 90 wt% at 100 °C. In addition, about 99 wt% of the sample is changed at temperature of 300 °C. This reveals that the used surfactant is extracted from the plant and it is natural.

Characterization of VIT–surfactant solution

The critical micelle concentration of the surfactant can be figured out using various approaches including the IFT, conductivity, gravimetry, and surface tension. In this study in accordance with Ahmadi and Shadizadeh (2013b), we considered the electrical conductivity approach to identify the CMC of the developed natural surfactant (VIT solution). To obtain this, several solutions of the raw surfactant were prepared in the range of 500–7000 ppm. The measured results of conductivity property are demonstrated in Fig. 9. As can be seen, the optimum CMC of the surfactant from the conductivity results was approximately 2930 ppm. Accordingly, 3000 ppm was estimated as the optimal CMC of the *Vitagnus* extract to be mixed with distilled water. It was also clear that the colour of the solution became darker with an increase in the concentration of the *Vitagnus* extract within the distilled water, as shown in Fig. 10.

Fig. 8 The characterization of the *Vitagnus* extract; **a** FTIR and **b** TGA

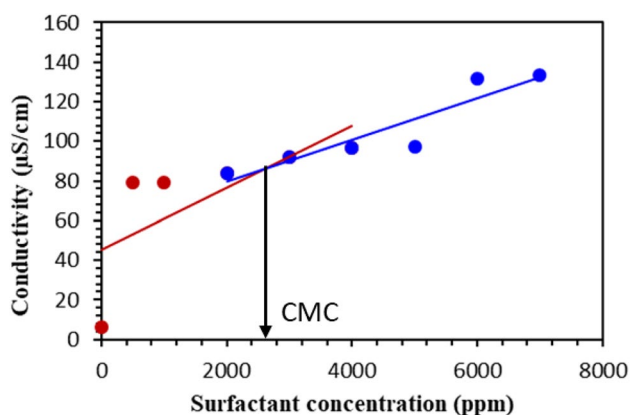
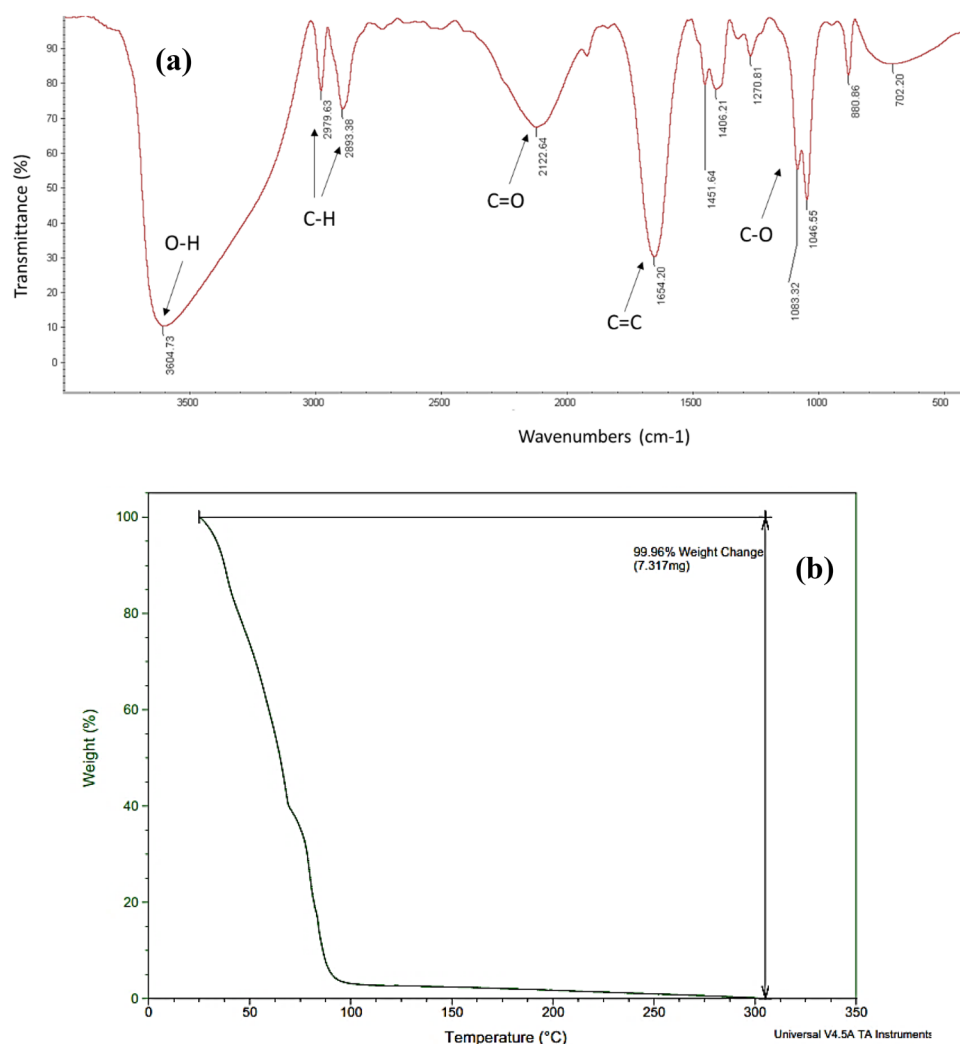


Fig. 9 CMC of the *Vitagnus* surfactant estimated using the conductivity measurement

IFT measurement

Figure 11 shows the static, dynamic, and photographic IFTs results of the *Vitagnus* surfactant solutions. Surfactant solutions were prepared using different concentrations of the plant extract, including 500, 1000, 2000, 3000, 4000, 5000, 6000, and 7000 ppm. The value of IFT was rapidly decreased by adding 500 ppm of the surfactant to distilled water from 29.5 to 5.4 mN/m (Fig. 11). With an increase in the surfactant concentration, the IFT value slightly increased and decreased. Thus, no linear trend of the IFT curve with the surfactant concentration was achieved, while the minimum IFT of 1.87 mN/m between the crude oil and VIT5000 was identified when 5000 ppm of the *Vitagnus* extract was added to distilled water. In overall, IFT was reduced by 93.6% by adding 5000 ppm of the *Vitagnus* extract to the distilled water, while IFT was decreased by 65.4% by increasing the concentration of the used natural surfactant from 500 to 5000 ppm.

Fig. 10 Prepared surfactant solutions in transparent sample containers

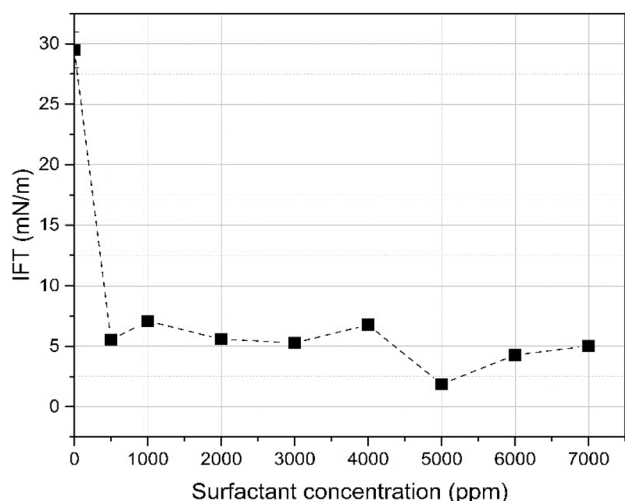

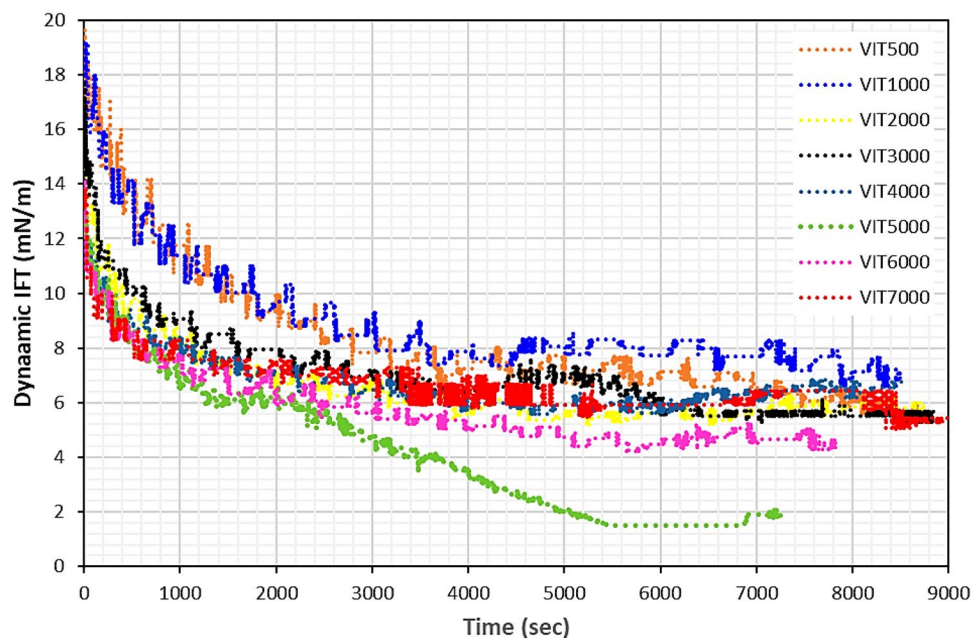


Fig. 11 IFT values measured between crude oil and *Vitagnus* surfactant solutions at concentrations of 500–7000 ppm

The dynamic IFT curves of the different crude oil–*Vitagnus* surfactant systems are shown in Fig. 12. As is clear, all the IFT curves for the crude oil–surfactant solution systems (oil–VIT500, oil–VIT1000, oil–VIT2000, oil–VIT3000, oil–VIT4000, oil–VIT5000, oil–VIT6000, and oil–VIT7000) have a clear trend with time. For each individual system, the IFT continuously decreases with an increase in the test time from its high value to its minimum value. This is considerably consistent with the experimental results obtained by Pal et al. (2018), Najimi et al. (2019), and Asl et al. (2019). As is obvious, the lowest dynamic IFT curve was recorded for the crude oil–VIT5000 system; the IFT starts from 13.21 mN/m at the first second of the test and gradually minimizes to 1.87 mN/m at 5450 s. However, the highest values of dynamic IFTs through the entire test period were obtained with the VIT1000 surfactant solution compared with other solutions, which start from 18.6 mN/m and decrease to 7.09 at 8450 s. Thus, VIT5000 was identified as the most effective concentration of the natural surfactant that could provide an environment for obtaining the lowest IFT.

Furthermore, the pictures captured from the crude oil droplets inside distilled water and the prepared surfactant

Fig. 12 Dynamic IFT profiles measured for different crude oil–*Vitagnus* surfactant solution systems for the period of 150 min



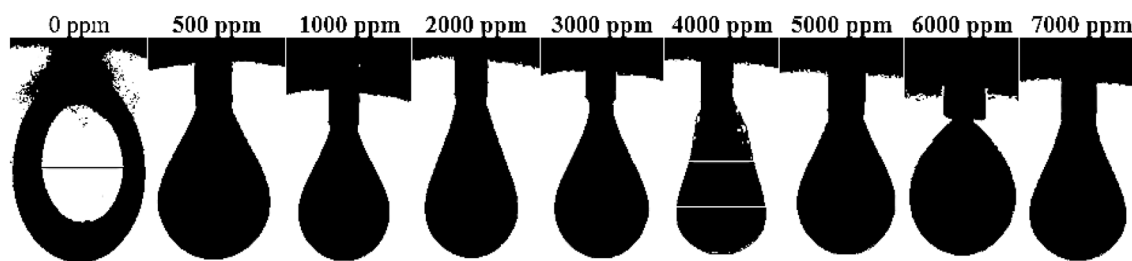


Fig. 13 Shape profiles of crude oil droplets against surfactant solutions

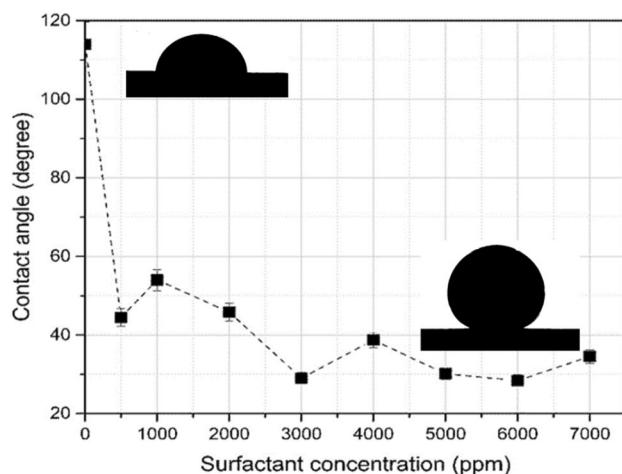


Fig. 14 Contact angle results of crude oil droplets in the presence of the *Vitagnus* surfactant with concentrations of 500–7000 ppm

solutions are shown in Fig. 13. These droplet shapes represent the minimum static IFT value between the crude oil and the *Vitagnus* surfactant solution at different concentrations. As are obvious, different shapes of the same crude oil under similar experiment conditions were achieved on the basis of the concentration of the used natural surfactant. This confirms the effect of the surfactant concentration on the crude oil/surfactant interaction.

Contact angle

Figure 14 presents contact angle values of the oil droplet measured within the prepared surfactant solutions at different concentrations. The maximum contact angle of 114° was measured for a crude oil droplet when it was immersed in distilled water, which expressed the oil-wet state, according to Fig. 6b (Bagalkot et al. 2018). The wettability state of the carbonate pellets was sharply altered to water-wet by adding 500 ppm of the *Vitagnus* extract at a 44.5° contact angle.

The contact angle dropping was continued with an increase in the concentration of the used surfactant. This was very consistent with the descriptions of Teklu et al. (2017)

and Kamaei et al. (2019), who used a mixture of the Tween 80 and SDBS solutions to alter the wettability of quartz rocks. The minimum contact angle of 29° was achieved for both the VIT3000 and the VIT6000 surfactant solutions. Therefore, the surfactant CMC of 3000 ppm could be considered the optimum concentration in the case of the natural surfactant used.

Core-flooding

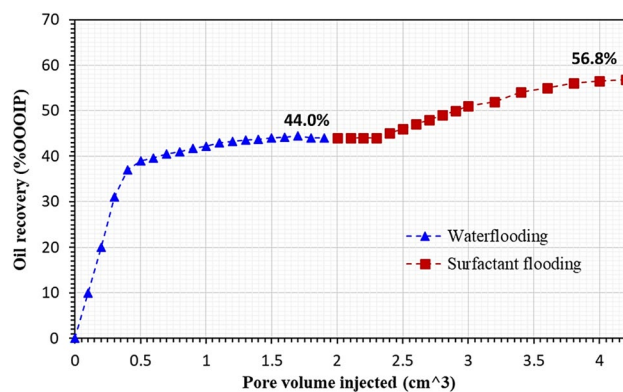
The extract of the *Vitagnus* plant was used as a natural surfactant to prepare different solutions within the distilled water at different concentrations (500–7000 ppm), as mentioned earlier. On the basis of the measured conductivity, pH, and turbidity values, 3000 ppm was identified as the optimal CMC of the used natural surfactant. In addition, the favourable IFT and the minimum contact angle were measured at the same concentration with the VIT3000 surfactant solution. We thus selected the VIT3000 solution for injection into the core plug after the water-flooding (Table 3). By injecting 2 PVs of brine into the core plug, we extracted 44% OOIP of crude oil from the total pore volume of 9.31 cm^3 . Thus, the saturation of the oil (S_{oi}) was reduced to 35.3%. Then, to evaluate the performance of the *Vitagnus* surfactant in terms of the recovery, 2.25 PVs of the VIT3000 surfactant solution were pumped into the core plug displaced by water (see Fig. 15). During the tertiary recovery, an additional 12.8% OOIP was produced, and the recovery was increased to 56.8% OOIP. The last oil saturation achieved in the core plug was 27.8%. Although, the value of the IFT is highly reduced to 1.8 mN/m , it can be reported that this considerable improvement in the oil recovery could be attributed by some other mechanisms of EOR including oil/water emulsion improvement and the alteration of the wettability.

Conclusions

The current work focused on the use of the *Vitagnus* plant extract as a natural surfactant to improve the oil recovery from carbonate oil reservoirs. Thus, several tests were

Table 3 Summary of secondary and tertiary flooding

Core plug	Porosity (%)	Permeability (mD)	Pore volume, PV (cm ³)	S _{oi} (%)	Injection fluid	Water-flooding	Surfactant flooding	Total oil recovery (% OOIP)
						Oil recovery (% OOIP)	S _{or} (%)	
Carbonate	11	3.2	9.31	63	VIT3000	44	35.3	56.8
							27.8	

**Fig. 15** Oil recovery profile of water injection and *Vitagnus* surfactant flooding into the Asmari core plug: The blue line represents the brine injection into the core plug (secondary recovery), and the red line shows the recovery from the surfactant flooding (tertiary recovery)

performed to identify the CMC of the used surfactant, IFT, contact angle, and oil recovery. The obtained experimental results reveal the followings: (1) The conductivity measurements show that 3000 ppm is the optimal CMC of *Vitagnus* surfactant. (2) The plant extract is successful in reducing the IFT by 93.6% to its minimum value of 1.87 mN/m. (3) The plant extract is successful in altering the wettability of the carbonate rock from the oil-wet to the water-wet state by lowering the contact angle from 114° to 29°. (4) The recovery factor of the used carbonate core plug is improved from 44 to 56.8% OOIP by injecting 2 PVs of the surfactant solution prepared by mixing 3000 ppm of the *Vitagnus* extract with distilled water after the water-flooding.

Open Access This article is licensed under a Creative Commons Attribution 4.0 International License, which permits use, sharing, adaptation, distribution and reproduction in any medium or format, as long as you give appropriate credit to the original author(s) and the source, provide a link to the Creative Commons licence, and indicate if changes were made. The images or other third party material in this article are included in the article's Creative Commons licence, unless indicated otherwise in a credit line to the material. If material is not included in the article's Creative Commons licence and your intended use is not permitted by statutory regulation or exceeds the permitted use, you will need to obtain permission directly from the copyright holder. To view a copy of this licence, visit <http://creativecommons.org/licenses/by/4.0/>.

References

- Ahmadi MA, Shadizadeh SR (2013a) Implementation of a high performance surfactant for enhanced oil recovery from carbonate reservoirs. *J Petrol Sci Eng* 110:66–73. <https://doi.org/10.1016/j.petrol.2013a.07.007>
- Ahmadi MA, Shadizadeh SR (2013b) Induced effect of adding nano silica on adsorption of a natural surfactant onto sandstone rock:

- experimental and theoretical study. *J Petrol Sci Eng* 112:239–247. <https://doi.org/10.1016/j.petrol.2013.11.010>
- Ahmadi MA, Shadizadeh SR (2018) Spotlight on the new natural surfactant flooding in carbonate rock samples in low salinity condition. *Sci Rep* 8(1):1–15. <https://doi.org/10.1038/s41598-018-29321-w>
- Ahmadi MA, Arabsahebi Y, Shadizadeh SR, Shokrollahzadeh BS (2014) Preliminary evaluation of mulberry leaf-derived surfactant on interfacial tension in an oil-aqueous system: EOR application. *Fuel* 117:749–755. <https://doi.org/10.1016/j.fuel.2013.08.081>
- Ahmadi MA, Galedarzadeh M, Shadizadeh SR (2015) Wettability alteration in carbonate rocks by implementing new derived natural surfactant: enhanced oil recovery applications. *Transp Porous Media* 106(3):645–667. <https://doi.org/10.1007/s11242-014-0418-0>
- Ali JA, Stephen KD (2018) A semi-analytical method for history matching and improving geological models of layered reservoirs: CGM analytical method. *J Chem Petrol Eng* 52(1):69–88
- Ali JA, Kolo K, Manshad AK, Mohammadi AH (2018) Recent advances in application of nanotechnology in chemical enhanced oil recovery: effects of nanoparticles on wettability alteration, interfacial tension reduction, and flooding. *Egypt J Pet* 27(4):1371–1383. <https://doi.org/10.1016/j.ejpe.2018.09.006>
- Ali JA, Kolo K, Manshad AK, Stephen KD, Keshavarz A (2019a) Modification of LoSal water performance in reducing interfacial tension using green ZnO/SiO₂ nanocomposite coated by xanthan. *Appl Nanosci* 9:397–409. <https://doi.org/10.1007/s13204-018-0923-5>
- Ali JA, Kolo K, Manshad AK, Stephen KD (2019b) Low-salinity polymeric nanofluid-enhanced oil recovery using green polymer-coated ZnO/SiO₂ nanocomposites in the Upper Qamchuqa formation in Kurdistan Region, Iraq. *Energy Fuels* 33(2):927–937. <https://doi.org/10.1021/acs.energyfuels.8b03847>
- Ali JA, Kamal K, Manshad AK, Stephen KD (2019c) Potential application of low-salinity polymeric-nanofluid in carbonate oil reservoirs: IFT reduction, wettability alteration, rheology and emulsification characteristics. *J Mol Liq* 284:735–747. <https://doi.org/10.1016/j.molliq.2019.04.053>
- Asl HF, Zargar G, Manshad AK, Takassi MA, Ali JA, Keshavarz A (2019) Experimental investigation into L-Arg and L-Cys eco-friendly surfactants in enhanced oil recovery by considering IFT reduction and wettability alteration. *Petrol Sci* 17:105–117. <https://doi.org/10.1007/s12182-019-0354-2>
- Bagalkot N, Hamouda NN, Isdahl OM (2018) Dynamic interfacial tension measurement method using axisymmetric drop shape analysis. *MethodsX* 5:676–683
- Bera A, Kumar T, Ojha K, Mandal A (2013) Adsorption of surfactants on sand surface in enhanced oil recovery: isotherms, kinetics and thermodynamic studies. *Appl Surf Sci* 284:87–99. <https://doi.org/10.1016/j.apsusc.2013.07.029>
- Chhetri AB, Watts KC, Rahman MS, Islam MR (2009) Soapnut extract as a natural surfactant for enhanced oil recovery. *Energy Sour Part A Recovery Util, Environ Eff* 31(20):1893–1903. <https://doi.org/10.1080/15567030802462622>
- Daghlian JS, Sharifi SM, Sarapardeh AH (2016) Toward mechanistic understanding of natural surfactant flooding in enhanced oil recovery processes: the role of salinity, surfactant concentration and rock type. *J Mol Liq* 222:632–639. <https://doi.org/10.1016/j.molliq.2016.07.086>
- Deymeh H, Shadizadeh S, Motafakkerfard R (2012) Experimental investigation of *Seidlitzia rosmarinus* effect on oil–water interfacial tension: usable for chemical enhanced oil recovery. *Scientia Iranica* 19(6):1661–1664. <https://doi.org/10.1016/j.scient.2012.04.020>
- Hanamertani AS, Pilus RM, Idris AK, Irawan S, Tan IM (2017) Ionic liquids as a potential additive for reducing surfactant adsorption onto crushed Berea sandstone. *J Petrol Sci Eng* 162:480–490. <https://doi.org/10.1016/j.petrol.2017.09.077>
- Howe AM, Clarke A, Mitchell J, Staniland J, Hawkes L, Whalan C (2015) Visualising surfactant enhanced oil recovery. *Colloids Surf A* 480:449–461. <https://doi.org/10.1016/j.colsurfa.2014.08.032>
- Kamaei E, Manshad AK, Shadizadeh SR, Ali JA, Keshavarz A (2019) Effect of the wettability alteration on the cementation factor of carbonate rocks using Henna extract. *Materialia* 8:100440. <https://doi.org/10.1016/j.mtla.2019.100440>
- Kamal MS, Sultan AS, Hussein IA (2015) Screening of amphoteric and anionic surfactants for cEOR applications using a novel approach. *Colloids Surf A* 476:17–23. <https://doi.org/10.1016/j.colsurfa.2015.03.023>
- Kumar S, Mandal A (2016) Studies on interfacial behavior and wettability change phenomena by ionic and nonionic surfactants in presence of alkalis and salt for enhanced oil recovery. *Appl Surf Sci* 372:42–51. <https://doi.org/10.1016/j.apsusc.2016.03.024>
- Manshad AK, Rezaei M, Moradi S, Nowrouzi I, Mohammadi AH (2017) Wettability alteration and interfacial tension (IFT) reduction in enhanced oil recovery (EOR) process by ionic liquid flooding. *J Mol Liq* 248:153–162. <https://doi.org/10.1016/j.molliq.2017.10.009>
- Mari A, Montoro P, Pizza C, Piacente S (2012) Liquid chromatography tandem mass spectrometry determination of chemical markers and principal component analysis of *Vitex agnus-castus* L. fruits (Verbenaceae) and derived food supplements. *J Pharm Biomed Anal* 70:224–230. <https://doi.org/10.1016/j.jpba.2012.07.001>
- Najimi S, Nowrouzi I, Manshad AK, Farsangi MH, Hezave AZ, Ali JA, Keshavarz A, Mohammadi AH (2019) Investigating the effect of [C8Py][Cl] and [C18Py][Cl] ionic liquids on the water/oil interfacial tension by considering Taguchi method. *J Petrol Explor Prod Technol* 9:2933–2941. <https://doi.org/10.1007/s13202-019-0688-8>
- Olayiwola SO, Dejam M (2019) A comprehensive review on interaction of nanoparticles with low salinity water and surfactant for enhanced oil recovery in sandstone and carbonate reservoirs. *Fuel* 241:1045–1057. <https://doi.org/10.1016/j.fuel.2018.12.122>
- Pal N, Saxena N, Laxmi KVD, Mandal A (2018) Interfacial behaviour, wettability alteration and emulsification characteristics of a novel surfactant: implications for enhanced oil recovery. *Chem Eng Sci* 187:200–212. <https://doi.org/10.1016/j.ces.2018.04.062>
- Pawar S, Kamble V (2017) Phytochemical screening, elemental and functional group analysis of *vitex negundo* l. Leaves *Int J Pharm Pharm Sci* 9(6):226. <https://doi.org/10.22159/ijpps.2017v9i6.18093>
- Saha R, Uppaluri RV, Tiwari P (2018) Effects of interfacial tension, oil layer break time, emulsification and wettability alteration on oil recovery for carbonate reservoirs. *Colloids Surf A* 559:92–103. <https://doi.org/10.1016/j.colsurfa.2018.09.045>
- Teklu TW, Alameri W, Kazemi H, Graves RM, AlSumaiti AM (2017) Low salinity water–Surfactant–CO₂ EOR. *Petroleum* 3(3):309–320
- Wang Y, Zhao F, Bai B (2010) Optimized surfactant IFT and polymer viscosity for surfactant-polymer flooding in heterogeneous formations. In: SPE improved oil recovery symposium, SPE 127391-MS, April 24–28, 2010, Tulsa, OK, USA. Society of Petroleum Engineers. <https://doi.org/10.2118/127391-ms>
- Wuttke W, Jarry H, Christoffel V, Spengler B, Seidlová-Wuttke D (2003) Chaste tree (*Vitex agnus-castus*)—pharmacology and clinical indications. *Phytomedicine* 10(4):348–357

Publisher's Note Springer Nature remains neutral with regard to jurisdictional claims in published maps and institutional affiliations.